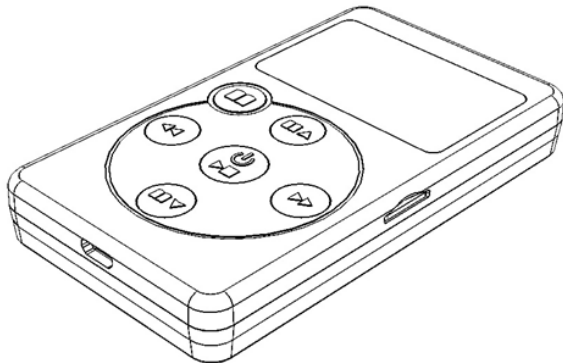
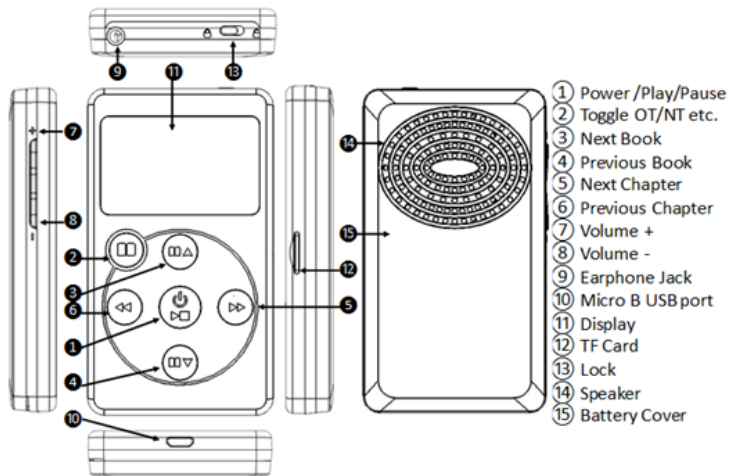


iBible S300
User's Guide English Version 1.0
The player at a glance

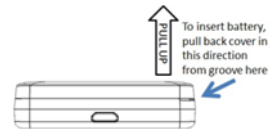












FEATURE SUMMARY

- Last played position retention—will continue from last verse!
- Easy and intuitive navigation
- Play mode while charging
- Improved clarity with 40mm integrated speaker
- Contents in NAND Flash encrypted (prevent accidental deletion)
- Single step to power off
- Button for display/buttons lock (while in Play mode)
- Option of MicroSD cards – to allow users to use their own contents in mp3/wma format on iBible device


To insert rechargeable battery, remove battery cover 15 as shown here.



Buttons	What It Does	Usage Tips
<p>①  </p>	<p>Power / Play / Pause (PPP)</p>	<p>Press to turn the device on.</p> <p>Press briefly to toggle between Play and Pause modes.</p> <p>To power off, leave it in Pause mode and it will automatically power off after 3 minutes.</p> <p>Or, press and hold the PPP button for 2 seconds and the device will power off.</p> <p>When switched off, the device will remember the current position in the narration and the current volume level.</p>
<p>② </p>	<p>Toggle between OT/NT</p>	<p>Press briefly to skip from OT to Psalms to NT and to any extra audio content.</p>
<p>③  ▲</p>	<p>Book + (next book)</p>	<p>Press briefly to skip from current to next book (e.g. Genesis to Exodus).</p>

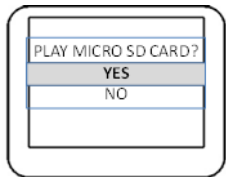
Buttons	What It Does	Usage Tips
	Book + (next book)	Note: The Book of Psalms has been separated into 5 sub-books (about 30 chapters per sub-book) for fast and easy access, i.e. Psalms 1 - 29 (1 st sub-book), Psalms 30 - 59 (2 nd sub-book), Psalms 60 - 89 (3 rd sub-book), Psalms 90 - 119 (4 th sub-book), and Psalms 120 - 150 (5 th sub-book).
	Book – (beginning of previous book)	Press briefly to skip from current book to beginning of the previous book.
	Chapter + / Scroll forward	Press briefly to skip to the next chapter (both modes). Press and hold to fast forward chapters (in pause mode). Press and hold for forward scroll (in play mode)
	Chapter - / Scroll back	Press briefly to skip to the previous chapter (both modes). Press and hold to fast back chapters (in pause mode). Press and hold for backward scroll (in play mode).

Buttons	What It Does	Usage Tips
⑦ ◀+	VOL +	Volume + (increase) – press briefly to increase the volume a small amount. Press and hold to continually increase the volume.
⑧ ◀-	VOL -	Volume – (decrease) – press briefly to decrease the volume a small amount. Press and hold to continually decrease the volume. The device remembers the volume when it is switched off, so beware that if the volume level is turned low before switching off, you may not hear it playing when it is switched on again in a noisier environment.
⑨	Earphone Jack	Any standard Stereo 3.5mm jack 32Ω earphones. Mobile earphones and iPhone earphones (with microphones) cannot be used. It is advisable to reduce the volume before using earphones and then increase the volume to a comfortable level once the earphones have been inserted.

Buttons	What It Does	Usage Tips
⑩	Micro B USB port	<p>This port is for charging the internal lithium rechargeable battery. A computer cannot normally communicate with the S300 via this USB connection.</p> <p>Any mobile phone charger with micro B USB port – can be used also to recharge the S300.</p> <p>If a TF Card is inserted into the S300, you will be able to view/copy/delete mp3/wma files in the inserted MicroSD Card via this USB connection.</p>
⑪	Display	LCD Display
⑫	MicroSD Card 	<p>The device can play mp3/wma files stored in the MicroSD Card. Please see section below for User Interface in selection of audio files in MicroSD Card. When device is playing contents from MicroSD Card, this MicroSD ICON will appear on the display.</p>

Buttons	What It Does	Usage Tips
⑬	LOCK	<p>LOCK switch – this is to prevent accidental activation of buttons when device is placed in pockets or handbags.</p> <p>Device in Play mode and LOCK is activated – Buttons will not be activated when pressed.</p> <p>Device in Off mode and LOCK is activated – Buttons will not be activated when pressed, including the PPP button.</p>

User Interface for Contents on TF Card (when inserted)






When MicroSD card is first inserted into device, a dialog message (see left) will appear on the display. Select choice by ▲③ OR ▼④, and then ■① to choose). Device will display any audio file in root OR display of folders.

If no selection within 5 seconds, device will continue playing existing file.

MicroSD card must contain mp3/wma files (ID3 files in same folder) in first level folders or root. Device will NOT display extension (.mp3) on screen.

If device is turned off when playing MicroSD card, device will played the last played position in MicroSD card when device is switched on. When MicroSD Card is removed (when in Play/Off mode), device will play the first file in device.

It is recommended that MicroSD card to be used in audio device be formatted to FAT16 OR FAT32 before using. Please note that you can only copy your own audio contents via the computer to the MicroSD Card (if inserted into device). The audio Bible within device is write protected and cannot be viewed/edited via the computer.

For selection of files in MicroSD card, press  ② once and the display of folders or files will be shown. Scroll up or down the list by pressing  ▲ ③ OR  ▼ ④. To go into any selected folder, press ► ⑤. To go back up one level, press ◀ ⑥. To play any selected file, press ► ■ ①.

Device Settings (long press ②)

For different settings, select choice by  ▲ ③ OR  ▼ ④, and then ▶ ■ ① to choose to activate. To exit 'Device Settings' mode, press press  ② for 2 seconds.

- Switch Contents
 - Device
 - MicroSD Card
- Contrast
 - Scale of 0 – 15 (7 recommended)
- Backlight
 - 5 seconds
 - 10 seconds
 - Always on
- Equalizer Settings
 - Natural
 - Pop
 - Rock
 - Classic
- Repeat
 - Repeat One (Repeat Chapter)
 - Repeat Folder (Repeat Book)
 - Repeat All (Repeat Entire Bible)
- Language
 - English
 - Simplified Chinese
 - Traditional Chinese
 - (Total of 25 languages supported)

Warranty against defects

Hendrickson Publishers offers a limited warranty on the HENDRICKSON my-iBible products purchased in North America through authorized my-iBible distributors or dealers, otherwise the warranty is considered invalid. This limited warranty guarantees the equipment to be free from defects in workmanship and materials under normal use for a period of 1 year from the date of purchase by the original end user purchaser and is not transferable. It does not cover any damage due to accident, misuse, abuse or negligence. If you think your device may be defective, please contact our customer service department. Our representatives will determine if it is eligible for replacement under warranty and give you directions for returning the device to Hendrickson Publishers. Purchaser is required to provide a dated purchase receipt as a proof-of-purchase and is responsible for the cost of shipping the device to Hendrickson Publishers. Hendrickson Publishers will inspect the device and, at its sole discretion, determine if the Purchaser is entitled to a replacement device under the terms of this warranty. This limited warranty is the sole and exclusive remedy, offered in lieu of all other warranties, expressed or implied.

You must contact Hendrickson Publishers for a return authorization before returning your device and include a copy of a dated purchase receipt as a proof-of-purchase when returning it.

Hendrickson Publishers Phone: 800-358-3111
Audio Division Email: orders@hendrickson.com
P.O. Box 3473
Peabody, MA 01961

HENDRICKSON my-iBible English Standard Version®—Voice Only

Read by David Heath. ISBN: 978-1-59856-956-8. Performance copyright ©2008 by Crossway Bibles, a publishing ministry of Good News Publishers, contains The Holy Bible, English Standard Version®, copyright ©2001 by Crossway Bibles, a publishing ministry of Good News Publishers. The ESV® Bible (The Holy Bible, English Standard Version®) text has been recorded in cooperation with and by permission of Good News Publishers. Unauthorized reproduction of this audio production is prohibited. All rights reserved.

ESV® Bible (The Holy Bible, English Standard Version®) is adapted from the Revised Standard Version of the Bible, copyright Division of Christian Education of the National Council of the Churches of Christ in the U.S.A. All rights reserved.

The ESV® Bible (The Holy Bible, English Standard Version®) text may be quoted for audio use (audio cassettes, CD's, audio television) up to two hundred fifty (250) verses without express written permission of the publisher, provided that the verses quoted do not amount to more than one-half of any one book of the Bible or its equivalent measured in bytes and provided that the verses quoted do not account for fifty percent (50%) or more of the total text of the work in which they are quoted.

HENDRICKSON my-iBible New American Standard Bible®—Voice Only

Read by Stephen Johnston. ISBN: 978-1-59856-363-4. Copyright ©1960, 1962, 1963, 1968, 1971, 1972, 1973, 1975, 1977, 1995 by The Lockman Foundation, La Habra, Calif. All rights reserved. Used by permission. www.Lockman.org. Performance copyright ©2007 Hendrickson Publishers Marketing, LLC. All rights reserved. Duplication is prohibited.

HENDRICKSON my-iBible King James Version—Voice Only

Read by Stephen Johnston. ISBN: 978-1-59856-362-7. Performance copyright ©2006 Hendrickson Publishers Marketing, LLC. All rights reserved. Duplication is prohibited.

HENDRICKSON my-iBible Alexander Scourby—Voice Only

ISBN: 978-1-59856-364-1. Performance copyright ©1991 Litchfield Associates, Ltd. All rights reserved. Used by permission. Duplication is prohibited.

HENDRICKSON my-iBible New King James Version®—Voice Only

Read by Stephen Johnston. ISBN: 978-1-59856-365-8. New King James Version ©1982 by Thomas Nelson, Inc. All rights reserved. Used by permission. Performance copyright ©2000 Hendrickson Publishers Marketing, LLC. All rights reserved. Duplication is prohibited.

HENDRICKSON my-iBible New International Version®— Dramatized

ISBN: 978-1-61970-136-6. Scriptures taken from THE HOLY BIBLE, NEW INTERNATIONAL VERSION®, NIV® Copyright © 1973, 1978, 1984, 2011 by Biblica, Inc.™ Used by Permission of Biblica, Inc.™. All rights reserved worldwide. www.Biblica.com.

NIV® Audio Bible, Dramatized. Audio Copyright © 2011 by The Zondervan Corporation. Used by permission. All rights reserved worldwide. www.zondervan.com.

“New International Version” and “NIV” are registered trademarks of Biblica, Inc.™ Used by permission. Duplication is prohibited.

The NIV® text may be quoted in any form (written, visual, electronic or audio), up to and inclusive of five hundred (500) verses without the express written permission of the publisher, providing the verses quoted do not amount to a complete book of the Bible nor do the verses quoted account for twenty-five percent (25%) or more of the total text of the work in which they are quoted. Permission requests that exceed the above guidelines must be directed to and approved in writing by Biblica, Inc.™, 1820 Jet Stream Drive, Colorado Springs, CO 80921, USA. www.Biblica.com.

Notice of copyright must appear on the title or copyright page as follows:

Scripture quotations taken from The Holy Bible, New International Version® NIV®
Copyright © 1973, 1978, 1984, 2011 by Biblica, Inc.™

Used by permission. All rights reserved worldwide.

The “NIV” and “New International Version” are trademarks registered in the United States Patent and Trademark Office by Biblica, Inc.™

When quotations from the NIV® text are used by a local church in non-saleable media such as church bulletins, orders of service, posters, overhead transparencies, or similar materials, a complete copyright notice is not required, but the initials (NIV®) must appear at the end of each quotation.

A portion of the purchase price of your NIV® Bible is provided to Biblica so together we support the mission of Transforming lives through God’s Word.



Biblica provides God’s Word to people through translation, publishing and Bible engagement in Africa, Asia Pacific, Europe, Latin America, Middle East, and North America. Through its worldwide reach, Biblica engages people with God’s Word so that their lives are transformed through a relationship with Jesus Christ.